



**INSTALACIONES DE TIRO**

**SHOOTING INSTALLATIONS  
INFORMATION**



# **GTS ELECTRÓNICA**

SPECIALISTS IN SHOOTING GALLERIES AND FIELDS.

**G.T.S. ELECTRÓNICA S.L.**, is a company with extensive experience in manufacturing and installing shooting galleries and shooting fields.

**We have a large and confident group of professionals ready to inform, guide and assist you in all your needs, customers will be produced with ready made structures, adapted to your necessities.**

**With your needs carefully catered for, we will create a perfect design that is cost effective and also saves a great deal on manpower and equipment.**

## **OUR SERVICE INCLUDES:**

- Total or part of the equipment
- Key at the end of the project
- An update of the completed projects, set to modern law regulations.
- Maintenance
- Warranty of all projects and the supplies.
- The study and projects are done by qualified personnel that attends to the legal process of the construction of a shooting gallery.
- Collaboration in arbitrations and shooting competitions in countries such as Belgium,
- France, Spain and security forces such as IPA Spain, and Urban Guards of Barcelona.

**Special fields and Galleries**

**Military fields and Galleries**

**Police fields and Galleries**

**Sports fields and Galleries**

Before we start showing you our products, allow us to supply you with some further background information. Most of the products that are shown in this catalogue are manufactured by GTS, demonstrating our thorough experience and distributors experience.

We have the capacity and experience to manufacture any customized product that is asked for in our workshop. The software, control console, installation, ceiling and rubber produce are all GTS work. Any machinery that is associated subsequently, manufacturing and development is carried out entirely by GTS. The same goes for consoles programs, the software for the consoles, software Video shooting the transportable targets, the manufacture of rubber sheets, light regulators, the bulletproof material, anti fragment curtain the protections of the roof, etc.. we do not subcontract any more than fabric, Heraklith.

In conclusion, we are in the position of manufacturing a wide amount of products for a low cost and all custom made.

**At the time of manufacture and installation of the products, our priorities are;**

- 1. Safety avoiding projectile rebounds and accidents.**
- 2. The health of trainers and shooters.**
- 3. Obtaining the highest efficiency rate of the installation.**
- 4. Easy use/handling of equipment. Without tools**
- 5. Economy in the final price and maintenance.**
- 6. Aesthetics**

## **1. Safety avoiding projectile rebounds and accidents.**

1. To avoid risk in shooting accidents we should set first the bullet proof stopper. If we install a rubber bullet stopper of 1,4m instead of a 2,2m we would save money b u t the risks of rebounds would be higher because there is only a layer of double line of 60cm in the centre, and if we were to criss cross these lines, the projectile will hit the bottom directly and will result in rebound.

2. It is important that the anti fragment curtain be of very high quality, otherwise it will not work properly.

3. The maintenance of the bullet stopping zone is very important to eliminate rebounds and lower the fire risk.

4. The stack and close pore floor is easier to clean, but it doesnt work when wet and can be expensive in case of reparation.

5. The shooting room is always at risk of fire, and for this reason the Heraklit works best, because it is fire proof.

6. Due to the level of involvement between the staff and the usage of this specific equipment, we supply all the preparation to help the staff understand better. To determine the type of machinery used we have to think in pre - preparation of the people who will use the facilities. Portable-Systems hung from the ceiling are 5 times more expensive than the electronic machines, but also prevent the shooters from having to move around the gallery to bring its target patch during the exercises and the collection of targets. These actions become such a routine in the end there is a high risk of accident.

7. The infrared wall should be free of obstacles and clean at all times, to ensure the safety of the shooters. If the screen is moved in any way, it is no longer effective if a person passes into the shooting zone.

## **2- La salud de los monitores y de los tiradores.**

1. The health of the shooters is very important. We must not forget that the instructor spends many hours in the gallery and this should be taken into account when designing ventilation. At least 32 renewals per hour of air throughout the gallery.

2. It is vital that the targets are mobile, but not for the shooter to move them himself, because if this is done, the risk of an accident is very high, also, when shooting in this gallery, there are gases, while in the bulletproof area upon arrival of the projectile also produce gas, and worse, lead in the environment. The human body neutralizes or reduces, or treats the Lead, on the contrary, it stores it. We must be as far away as possible from him. If we can pay about transportablancos and avoid exposure to lead will be an investment safety and health.

3. There are some exercises that are comprised of running within the gallery, so the open pore floor is less slippery when wet.

4. The close pore floor increases the risk of rebounding.

## **3- Obtaining the highest efficiency rate of the installation.**

1. Professional shooting is a lot more complex than simply shooting a target. Everytime a sport is moved up to a professional level, we have to train first.

2. When the shooting is controlled, we should learn not to shoot and control the situation working with realistic silhouettes.

#### **4- Easy use of the installation.**

1. The equipment that we use and manufacture is trialed and tested by the police in different parts of the world, that is why we have the most competitive galleries in the market, easy to work with in anyform.
2. GTS is a partner of the IPA (International Police Association). GTS provides equipment to various shooting competitions since 1993. We have been successfully contracted for the next Olympic games between the Firemen and Policemen in Barcelona.
3. The guarantee of the equipment is valid for 5 years.

#### **5- Obtaining the highest efficiency rate of the installation.**

1. The equipment is designed to keep costs to a minimum in regard to maintenance.
2. Our best selling product is the rubber layers, we specially guarantee the layers because we manufacture them. It is a recyclable product.

#### **6- Aesthetics**

1. Great care and concern is taken with all projects and finishing touches. GTS Electrónica offers high quality in a way which brings an increase in the overall aesthetics. GTS does not impair the security properties of materials. The raw material of the walls, ceiling, floor and bullets are all recyclable.

**INDEX:**

**1.- CONTROL ROOM.**

**2.- ARMoured DOOR .**

**3.- SEPARATION SCREENS.**

**4.- SOUNDPROOF WALLS.**

4.1. RUBBER WALLS .

**5.- SOUNDPROOFING & ROOF COATING PROTECTION.**

5.1. HERAKUSTIK CEILING.

5.2. RUBBER CEILING .

**6.- FLOOR COATING**

6.1. RUBBER COATING .

6.2. SSB COATING .

**7.- BULLETPROOF SYSTEM**

7.1. BULLETPROOF RUBBER SHEETS 2,20M.

7.2. BULLETPROOF RUBBER SHEETS 1,40M

7.3. BULLETPROOF RUBBER

**8.- ANTIFRAGMENT CURTAIN**

8.1. LATEX CURTAIN

**9.- WALL PROTECTION.**

**LIGHTING, VENTILATION AND SECURITY:**

**10.- LIGHTING**

**11.-AIR EXTRACTION AND VENTILATION SYSTEM**

**12.- SECURITY ELEMENTS**

**MACHINERY:**

**13.- POLICE OR COMBAT SHOOTING MACHINES.**

**14.- POLICE/COMBAT SHOOTING CONTROL CONSOLE & SOFTWARE**

**15.-POLICE/COMBAT COMPUTER & SOFTWARE**

**16.- TRANSPORTABLANCOS DE TECHO.**

**17.- CEILING TRANSPORTED TARGETS**

**18.- ROTATING ELECTRONIC TARGETS**

**19.- ROTATING ELECTRONIC TARGETS COMPUTER CONSOLE & SOFTWARE**

**20.- TRANSVERSAL MACHINES**

**21.- VIDEO SHOOTING MACHINES**

**22.- COLD ZONE**

22.1. COLD ZONE CABIN

22.2. COLD ZONE

22.3. COLD ZONE BOX

**SHOOTING TARGET SILHOUETTES:**

**23.- SILHOUETTES AND ACCESSORIES.**

**MOBILE GALLERIES:**


**24.- CONTAINER AND SEMI TRAILER FOR MOBILE GALLERY**



# 1 - CONTROL ROOM.

In this room, all the shooting, ventilation and illumination control elements are placed. From this room, the trainer can supervise the course of the shooting training protected by an armoured glass.

The glass is comprised of two layers of 1x1m with a 23mm minimum thickness, iron frame and pre-framework.



**CONTROL ROOM**



**ARMOURED DOOR**



**GLASS & FRAME DETAIL**

## 2 - ARMOURED DOOR.

Fireproof door, shielded and soundproofed, made by a double layer of sheet metal insulating material and polished PKB2 paper and frame. Neoprene gaskets around the perimeter and chassis with metal reinforcements that guarantee the geometric stability of the door over time.

The closing element consists of the set point and central interior, closed locking system is formed by a central and inside adjusting point, a slide lock with an antipanic bar inside and a knob outside.

The hinges of the door are made "ZAMAK injected" and there size is proportional to the size and weight of the door



## 3 - SEPARATION SCREENS: MODEL GTS 2101/2

Shooters are separated by armoured separation screens. As a preventative measure, armoured panels are placed to separate the shooters spaces and to prevent that the caps from disturbing the other shooters.

The screens are comprised of two wood panels and a iron plate between them. In front of the screens are the tables to put the weapons and the ammunition.

The screens measurements are as follows; 2,20M high and 1,60M wide.

The tables are 0,5 x 0,5M minimum and 0,7-1M in height. The armoured panels can be fixed on wheels or can be fixed to

move around the gallery. The individual controls of the machines are placed on the screen and are controllable via radio to permit movement.



The individual controls of the machines are placed on the screen and are controllable via radio to permit movement.

The screens measurements are as follows; 2,20 meters high and 1,60meters wide.



# 4 - SOUNDPROOF WALLS.


## 4.1 RUBBER WALLS MODEL GTS-2203P.



### Wall covering:

Covered wood of 45-55mm of antirebound rubber panels.

- The wall is secured with an air chamber in between, and is covered with wooden and rubber layers.
- Compact rubber plates with open pore system to absorb the projectiles.
- Cut in pyramid shape for best sound absorption
- Soundproof
- Highly flexible and redeemable, all the marks after the hits are practically invisible.
- Changable, fast and easy within the gallery.
- Maximum duration, no conservation is needed.
- Hygienic and easy to clean



**Pyramid cut detail**



# 5 - SOUNDPROOFING & ROOF COATING PROTECTION.

When we protect a ceiling, we need to take into consideration, all the wiring, lighting and all the other considerable parts that come with ceilings. That is why it is very important to protect all the elements from impacts, rebounds and above all to do this with fire proof materials.



## 5.1 HERAKUSTIK CEILING

Special coating with an iron layer, covered with HERAKUSTIC. The HERAKUSTIC layers are light, wood fibers and cement mixture, highly soundproof and fireproof. The HERAKUSTIC covering is 3cm thick and is covered with HERAKUSTIC layers

Both are set beneath the ceiling and for its protection, the elements that goes through the ceiling and below the illumination system, we place protector lines in the gallery, these lines are comprised of iron plates of two and three mm thick.



The front of these protections are on an incline 25-30°.



## SOUNDPROOFING & ROOF COATING PROTECTION

Posterior and anterior view, the HERAKUSTIC fire proof protection for the ceiling. ↓



Front protection line on an incline.



Protection line. ↓



## SOUNDPROOFING & ROOF COATING PROTECTION

### 5.2 RUBBER CEILING

#### RUBBER CEILING MODULE GTS 2203T.

UPN-220 slats are placed, each 2,20m apart and diagonally across the ceiling to protect and support the lighting, they are made of wood panels and rubber lining and are open pore to absorb projectile.

- **Compact rubber plates, open pore to absorb any impacts and projectile which may occur.**
- **Cut in a pyramid shape for maximum sound absorbtion.**
- **Soundproof.**
- **High flexibility rubber buffer, all marks are practically non visable after recieving impact.**
- **Swappable, fast and easy placement, moveable and changeable**
- **Maximum duration, conservation not necessary**
- **Hygienic and easy to clean.**



# 6 - FLOOR COVER.

## 6.1 RUBBER FLOOR.


### GTS-PT40 MODELS .

Rubber plates are placed according to the soil reference (PT40) 40mm to absorb projectiles impacting on it. **It is very important that the rubber is open porous so the shells and other random projectile have a place to be collected, where they will stay in the ridge form of the floor.**



- **High flexibility and rubber buffer**, practically no marks after receiving impact
- **Soundproof.**
- **Held down by its own weight**
- **Interchangable, fast and easily moveable to anywhere in the gallery**
- **Non slip surface.**
- **Maximum duration, no conversation necessary.**

We have the option to seal the ground so that an even layer has the advantage of being easier to clean and of being less likely to slip or fall, although this option is a lot more convenient, it is more expensive to maintain because you will not be able to change the individual tiles.





## FLOOR COVER



Rubber floor detailing



Rubber floor

## FLOOR COVER

### 6.2 SSB FLOOR.


Rubber plates of 30mm are made with a rugged quality for maximum duration. Thanks to its special coating, it provides resistance to the floor to ensure a longer duration of life

- **Elastic and shock absorbant.**
- **Thermo-Isolated and sound proof .**
- **Held down by its own weight .**
- **Interchangeable. Easy and fast to move to any other place in the gallery.**
- **Non slip surface .**
- **Maximum duration (has a slightly rough exterior impermeable to facilitate the cleaning of both gunpowder and traces of lead.**

**Ground floor SSB.**



**Coated Soil SSB.**



# 7 - BULLETPROOF SYSTEM.

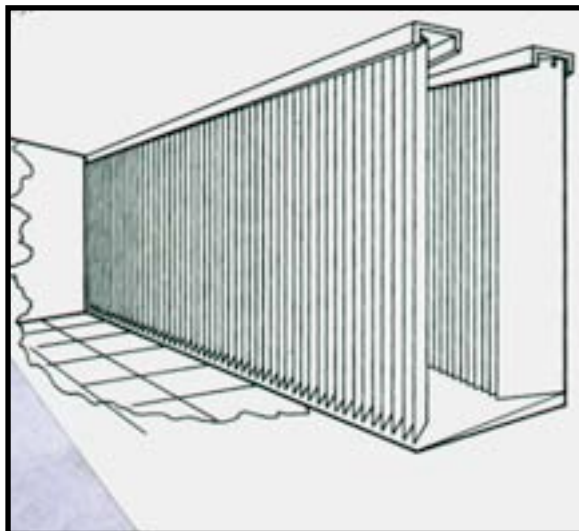
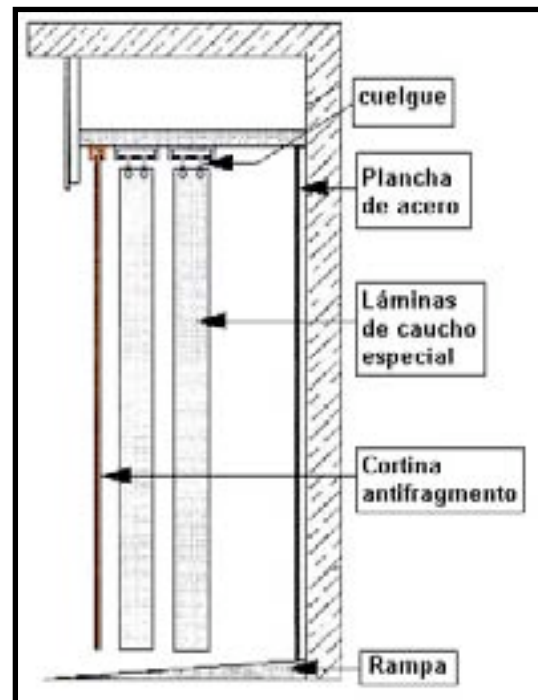
## 7.1 BULLETPROOF RUBBER SHEETS 2,20M (TALL)

Special bulletproof rubber is placed double file and is able to absorb up to 50,000 impacts by meters squared.

The sheets are to be installed with a minimum of 45 plates per meter in each row, includes all types of brackets, guides, anchorages, UPN to hang the system is included also.

**8mm Steel plates** are installed to the back of the bulletproof wall to protect the regular wall from receiving any damage.

Located at the bottom of the wall, a ramp is installed to recolect the projectiles. The ramp is comprised of accumulative planks, which a coated with this special rubber.



*Bulletproof detail 2,20 meters*

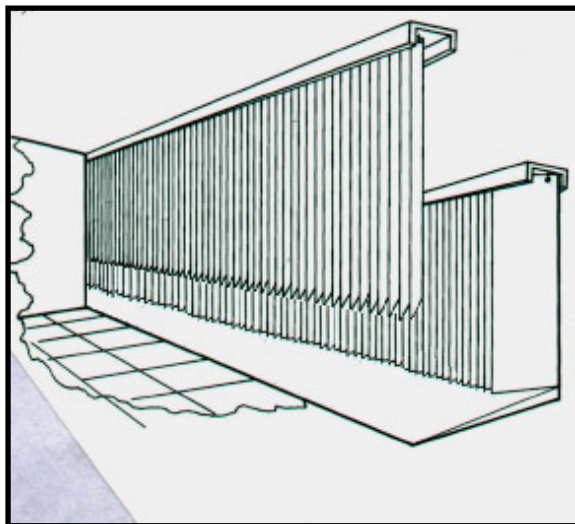
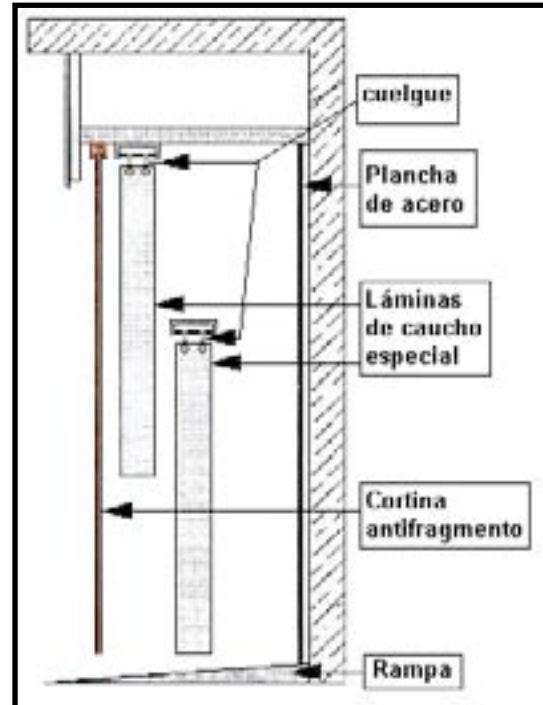
## **7.2 BULLETPROOF RUBBER SHEETS 1,40M (TALL)**

**Bulletproof sheets of special rubber are placed in two rows, they are able to absorb 50,000 impacts per meter squared.**

The sheets are to be installed with a minimum of 45 plates per meter in each row includes all types of brackets, guides, anchorages, UPN to hang the system is included also.

Located at the bottom of the wall, a ramp is installed to recolect the projectiles.

The ramp is comprised of accumulative planks, which a coated with this special rubber.



**Bulletproof detail 1,40 m**



## BULLETPROOF SYSTEM

### 7.3 BULLETPROOF RUBBER .

**Bulletproof rubber is composed of 17x25x50cm compact rubber blocks, cushionable, closed pore for the absorption of the projectiles.**

It is soundproof and there are no marks if it receives an impact from a bullet or projectile. Standard ammunition crosses it and leaves without inertia, stopping them with the 10mm. Thickness steel plate. The plate is located behind the bulletproof rubber and is manufactured for the protection of the wall.

**Bulletproof rubber block**



**Detailed Rubber block**





# 8 - ANTI FRAGMENT CURTAIN.

## 8.1 RUBBER CURTAIN .

Anti fragment curtain made up of rubber strips 1metre and 1.40metres wide and 4mm thick, made of pure latex. This material has the advantageous characteristic that it closes up into itself when a projectile makes a passage through it.

This feature serves to prevent the return of particles that may occur from the bullets to the shooting zone.

Main Features;

- **4mm thick pure latex.**
- **Avoids the return of particles to the shooting zone .**
- **After the projectile hits, the hole produced by it, closes**
- **Easy maintenance.**
- **Resists about 50,000 hits/m2.**



# 9 - MURAL PROTECTION.

MA protection wall of steel veneer, covered with rubber for machines protection. Between the veneer and rubber, an accumulative plate is placed, forming an inner air chamber to accommodate the projectile.



We have groups shields to protect individual machines, comprising of a base of steel plate of 8mm, armour plated and lined with anti rebound rubber of 50mm, for the protection of the ramp and the machinery. We allow the movement of different machines via the radio, anywhere in the gallery.



equipment protected by the wall protection



mobile front



# 10 - LIGHTING.

The installation of the lighting system is divided into three zones, with a combined intensity of light, divided between lines 8 to 12, depending on the configuration of the ceiling. This system is able to deliver a minimum illumination of 400 lumens in the area of the gallery's target zone.



- Fluorescent lights of 18watt, complete..
- 300watt Quartz-Iodine lamps. Including bulb and lamps
- Emergency lights .
- 6000watt intensity regulators.
- Thermomagnetics for line protection.
- Differential of 64A. -40mA.
- Powerpoints p/p of wiring .
- Connections to the shooting machines.
- 2mm veneer lines for illumination and lamp protection
- Lights of 100 watt .





# 11 - AIR EXTRACTION AND VENTILATION SYSTEM

- 1 Assembly of extraction, made up of a centrifugal fan of double propeller fixed in its corresponding soundproof drawer with a volume of 32 renovations an hour.
- 1 Assembly of impulsion, made up of a centrifugal fan of double propeller fixed in its corresponding soundproof drawer with a volume of 32 renovations an hour.
- 2 Metallic brackets
- 2 Vibration-proof support kits
- Necessary canalization pipes.
- Double deflection impulsion grids with volume regulator
- Extraction grids fixed with volume regulator.
- Grids of exit takes of outbound air
- The number and the size of the grids depends on the final configuration of the ceiling, to be able to turn the 32/renovations per hour.



Ventilation grills


ventilation system ↑



## 12 - SECURITY ELEMENTS.

Equipment formed by a electronic light barrier, which detects the presence of any person moving from the shooting gallery to the target zone. It acts on two warning devices, one is a light which is emitted and flashes, located at the rear of the firing positions, and the other is a sound machine to be placed in the most suitable area.

There is also indicative pilot lights outside the gallery and function manually, to signify if the gallery is available or occupied. These lights are red and green.



# 13 - POLICE OR COMBAT SHOOTING MACHINES. GTS-N MODEL.

In order to be able to do speed tests, dual, battle or police shooting, our advise is to install machines that can work simultaneously or individually. For this reason, we insitute machines governed by an easy to use robot.

Each machine has the following functions

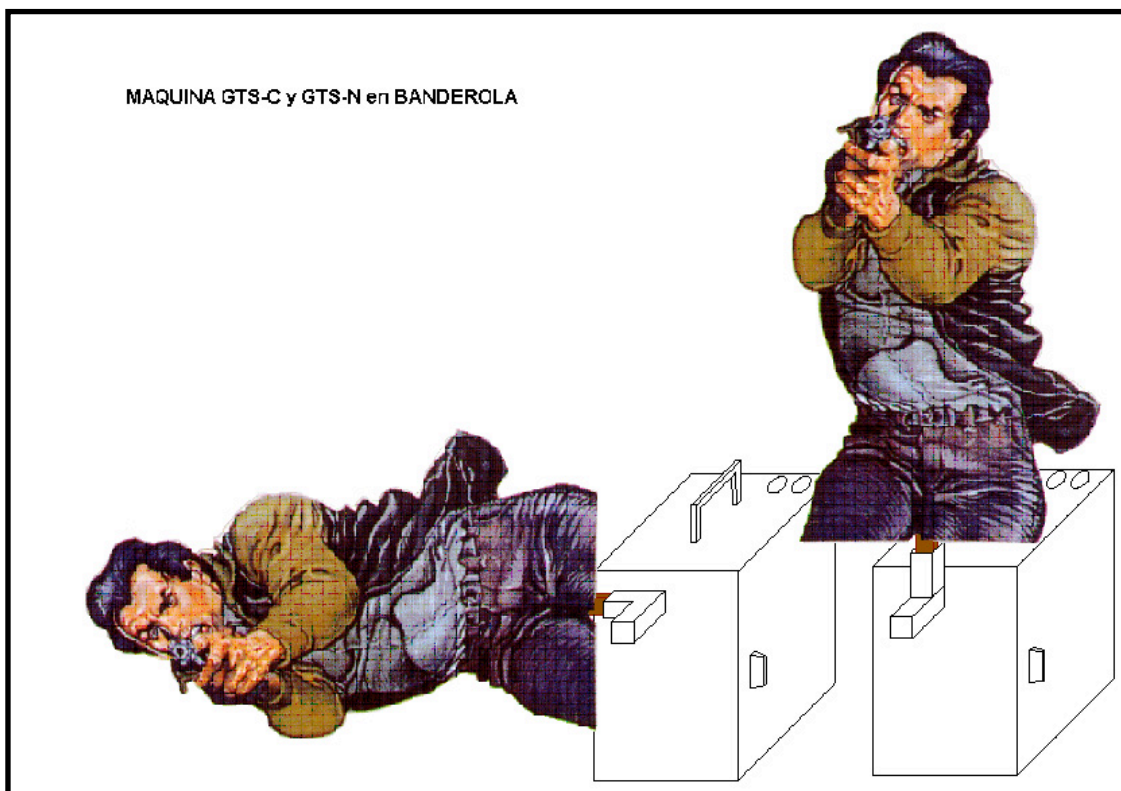

**They are automatic and work on batteries. These machines are portable, and can raise dummies up to 12 kilos. There is posibility to manually turn the adjustable positions from 10-350° and from 0-90-180° excentrically (to leave in doors or windows) Ability to turn two simultaneous figures, one in front of the other, rise of a figure in either pop up form or banderole or pennant.**



- Dimensions 30x30x24cm (width/height/depth)
- Weight 16,2 Kilos
- Voltage 12V CA.
- Trabajo : + 12 / 0 / - 12 CC.
- Stanby consumption 0
- Working consumption 1,8A .
- Two outputs:1 for control &
- another for extension to other machinnes
- Manouver Battery >2000
- Batteries 2x (12Vcc x 6A)
- Jack connector for the external 12Vca charger
- Target movement, pop up, pennant, turn and exce trical turn with the same machine, only changing the position.
- IP-88 waterproof box
- Manual regulation of the margins, without any tools.
- 6mm steel plates to protect the electronics and the engine against the impacts
- Control of drive by 3 threads of via radio. .
- Two protection fuses.



**POLICE OR COMBAT SHOOTING MACHINES GTS-C Y GTS-N MODELS**



# 14 - POLICE/COMBAT SHOOTING CONTROL CONSOLE & SOFTWARE

## GTS-COMBAT MODEL



-Programmable console for controlling up to eight machines at any one time.

-Push button automatic and manual in remote via radio, to console. Anyone of the machines can be activated and function simultaneously with others.

-Up to 8 program steps, each can be from 0,1second to up to 99,9 seconds.

-It is possible to repeat it up to 9 cycles .

-It is possible to load up to 10 different programmes, that are able to be erased, reformed, changed or renewed according to each step, you can activate any of the machines at once. Programmes are saved to a non volatile memory, even if there are cuts to the voltage supply.

-LCD screen of 16 characters with constant visualization of the evolution of the program.

-Synchronized operation of several robots simultaneously.

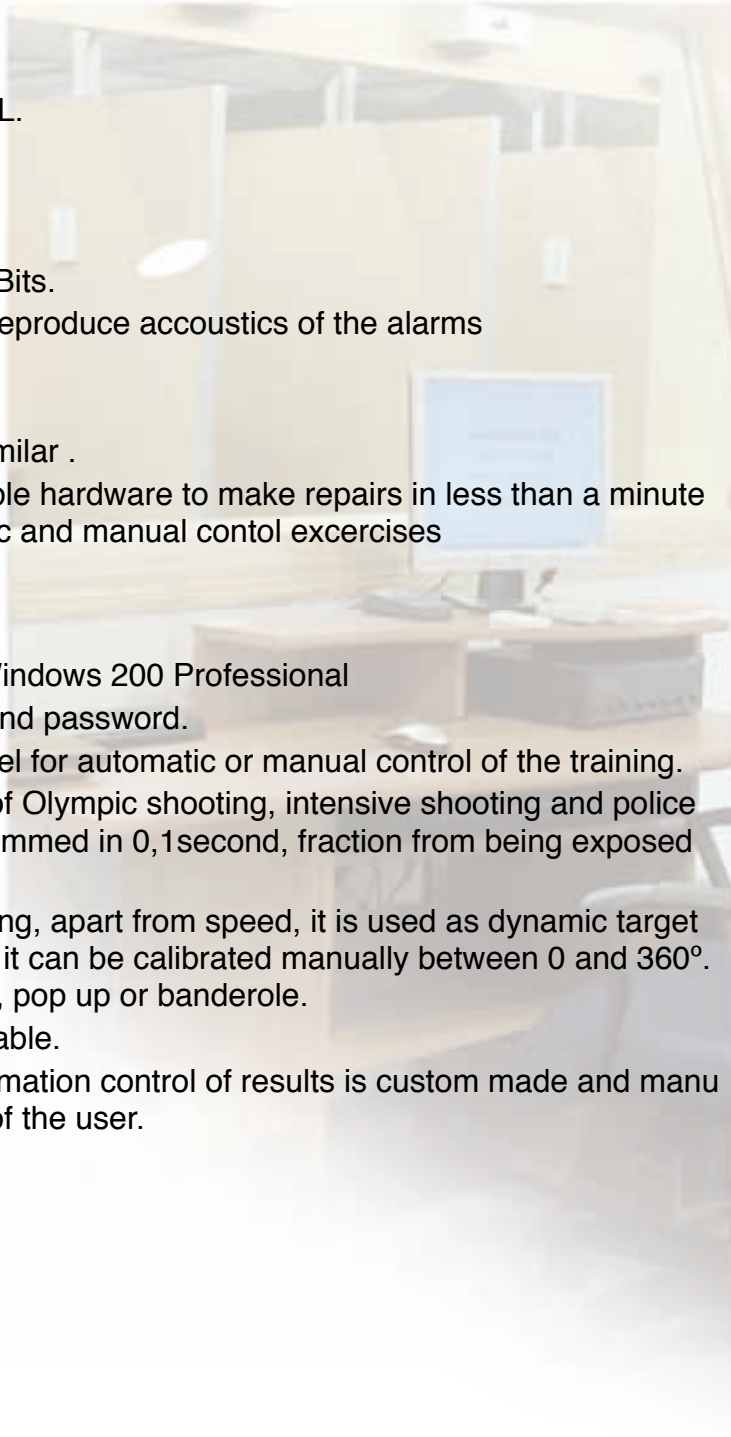
# 15. COMPUTER AND SOFTWARE FOR THE CONTROL OF MACHINES FOR POLICE AND COMBAT SHOOTING.

## HARDWARE:

- . COMPUTER GTS-P 2.0
- . Pentium IV 2.0 Ghz. INTEL.
- . HDD 40 GB.
- . Graphic acellerator board.
- . 256 Mb RAM.
- . Audio Sound-Blaster 128 Bits.
- . 120w pair of speakers to reproduce accoustics of the alarms
- . Mouse and keyboard.
- . TFT 15"
- . Color printer HP 810 or similar .
- . CPU system with removable hardware to make repairs in less than a minute
- . Radio control for automatic and manual contol excercises

## SOFTWARE:

- Internal graphics by SO Windows 200 Professional
- Control access by name and password.
- Radio distance contol panel for automatic or manual control of the training.
- It fulfils the requirements of Olympic shooting, intensive shooting and police shooting. It can be programmed in 0,1second, fraction from being exposed from hiding.
- Accepts all kinds of shooting, apart from speed, it is used as dynamic target with turns from 90,180° or it can be calibrated manually between 0 and 360°. The targets can be turned, pop up or banderole.
- Impact sensor disconnectable.
- The database for the information control of results is custom made and manu factured under the name of the user.



# 16. CEILING TRANSPORTED TARGETS. GTS-2040A MODEL.



From each marksman position, the targets can be transported by a carriage fixed to the ceiling and programmed to different measures.

Both the carts and the carriage that transport these carts are protected against impacts.

The carriages have rubber wheels to prevent making noise during the transportation.



The distances are calculated electronically from the motor. The control and the programming are made by infrared. When the mobile screens are installed, the distance control is via radio.





# 17 - ROTATING ELECTRONIC TARGETS . MOD.GTS-5S.

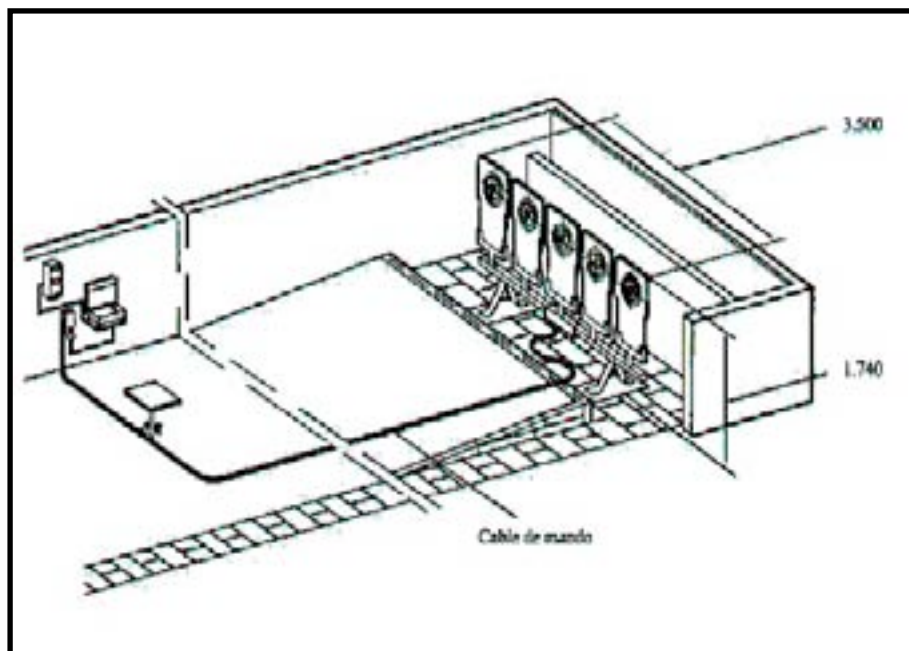
Installation of turning targets with 90° profile view.

Frame of 5 target transporters, each spaced at 75cm apart. Complying with the ITU standards, and adapted to international standards for low voltage equipment.

Supplied by 12v. CC Installation of targets with 90° side/front turning, the axel is fixed on friction sockets with no added maintenance required.

## PRINCIPAL CHARACTERISTICS:

- 90° turn in less than 0,3 seconds
- Aluminium construction
- Weather resistant
- Operations control of three-wire or via radio
- Variable profile and view of silhouettes and circle counter
- Shooting speed 4-6-8 seconds
- Shooting standard 300-240-150-20-10 seconds
- Duration of shot 5x3/7 seconds.





# 18 - ROTATING ELECTRONIC TARGETS CONTROL CONSOLE & SOFTWARE.

## MOD. GTS-OLIMPICA.

Console for sport shooting under the ITU standards with outlets for two simultaneous machines



Times for target exposure;

- 1) Speed: 4 seconds
- 2) Speed: 6 seconds
- 3) Speed: 8 seconds
- 4) Standard: 10 seconds
- 5) Standard: 20 seconds
- 6) Standard: 150 seconds
- 7) Fast shot: 5 sequences 3 secs, appearance 7 secs Profile
- 8) Appearance time, contour and programmable sequence
- 9) Appearance time, contour and programmable sequence
- 10) Appearance time, contour and programmable sequence

***THIS CONTROL CONSOLE IS ABSOLUTELY ADAPTABLE WITH ANY ROTARY MACHINE.***

# 19 - ROTATING ELECTRONIC TARGETS COMPUTER & SOFTWARE

## HARDWARE:

- GTS-P 3.2 COMPUTER
- PENTIUM IV 3.2 Ghz. INTEL
- 80 GB Hard Drive
- Graphic accelerator board 128Mb
- 256Mb Memory
- Sound card Sound Blaster 128 bit
- Pair of speakers 120w. To reproduce the alarm acoustics.
- Mouse and keyboard
- Computer monitor TFT 17inch
- Remote control by radio control automatic and manual for the exercises

## SOFTWARE:

- Environmental graphics on Windows XP professional
- Access control to program by name and password recognition
- Control modes manual and automatic
- Target shooting Program set to the ITU standard.
- With output from two simultaneous machines

## Exposure time of Targets

- 1) Speed: 4 seconds
- 2) Speed: 6 seconds
- 3) Speed: 8 seconds
- 4) Standard: 10 seconds
- 5) Standard: 20 seconds
- 6) Standard: 150 seconds
- 7) Fast shot: 5 secuencias 3 secs, appearance 7 secs Profile
- 8) Appearance time, contour and programmable secuencia
- 9) Appearance time, contour and programmable secuencia
- 10) Appearance time, contour and programmable secuencia

***Program adaptable to any of the turnable targets***

# 20 - TRANSVERSAL MACHINES.

## GTS-TR MODEL.

It is portable machine for the police shooting training. The silhouette is designed to run from left to right and vice versa, acting as an armed offender, and is shot in movement.

The machine is powered by batteries and has no limit to the route. The route is marked off by placing a rope along the ceiling track and is detected electronically when the traction stops the engine from turning.

**The machine consists of:**

- **A motor with a outlet tension pulley that makes traction.**
- **A support portal on a rope as a suspended silhouette that glides**
- **A Power box that holds the batteries.**
- **The powerplant has an adjustable slide to change the speed and drive electronically.**
- **The power box holds the connections to feed the group motor, control connectors and loading or feeding of all internal batteries.**
- **The operation can be performed with our standard controls, M1 or M3.**



## **COMPOSITION OF SUPPLY TEAM**

- 1 group of Motor reductors
  - 1 Control pulley
  - 1 Motor connection cable/1 feeding box
  - 1 remote cable (20m) and remote M1
  - 1 feed box
  - 1 Recharger 220V/12V Ca
  - 1 Silhouette support
  - 1 Rope tension
  - 1 Rope guide
  - 2 guide stoppers



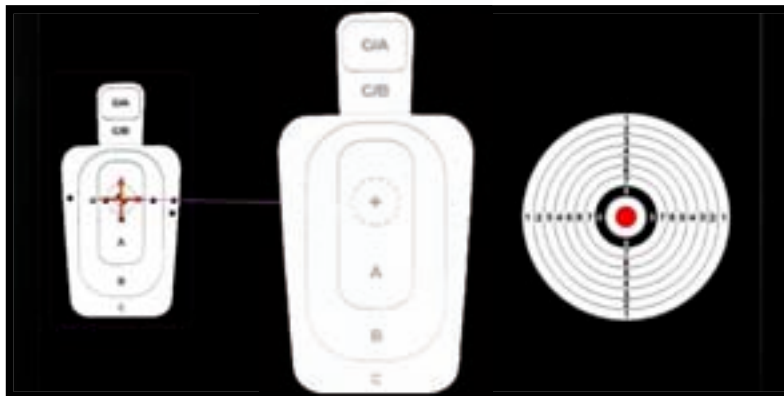
# 21 - VIDEO SHOOTING SYSTEM.

Advanced shooting training system for real life situations.

This system is with video projection coordinates detection and interactive simulator . The video consists of a draft program of advanced technology developed exclusively by GTS Electrónica, to meet all the needs in training and realistic situations.

Has multiple scenarios. GTS Electrónica can design custom scenarios and situations for use in training and advanced training. Scenarios with fixed targets, mobile, color, IPSC elements and realistic tactical combat situations.

Different versions are available depending on your needs. Can be used as ammunition, the application possibilities are endless.



This system can simulate any shooting gallery perfectly, cutting maintenance costs and adapting to almost every small carrier without the need to carry out the specifications necessary to make

a gallery.

Consists of an LCD video projector for interactive shooting system for coordinating shooting captures.

- Multiple scenarios
- Editable scenes
- Infinity possibilities to apply
- Realistic sound
- Various backdrops
- programmable system ratings
- User control





## VIDEO SHOOTING SYSTEM




**Multiple scenarios to use which are preloaded with different conditions with either real fire or laser Learning and training level based progressively difficult as you pass the levels. All the exercises are modifiable with a wide spectrum of possibilities and situations.**

**Realistic characters acting out logical scenarios and with added voice and sound, make this system an indispensable tool for education and training.**

**Total control of the progression by the user with real personalities with well rounded characters such as names, dates and a score system.**

**VIDEO SHOOTING SYSTEM**



**GTS Electrónica**



**SISTEMA DE VÍDEO TIRO GTS**



# 22 - SAFETY ZONE FOR HANDLING OF FIREARMS. “ZONA FRIA”

## 22.1 “ZONA FRIA” CABIN

Cold cabin is a secure place used for safely handling firearms. It is specially designed to avoid the risk of rebounds in the event of accidental discharge.

Size : 80 x 105 x 215 cm.

Exterior: Chapon Sweet Iron 4mm

Interior walls: Chapon Sweet Iron lined with wood, supported on battens with an air chamber, the wood is covered with special anti rebound rubber for walls.

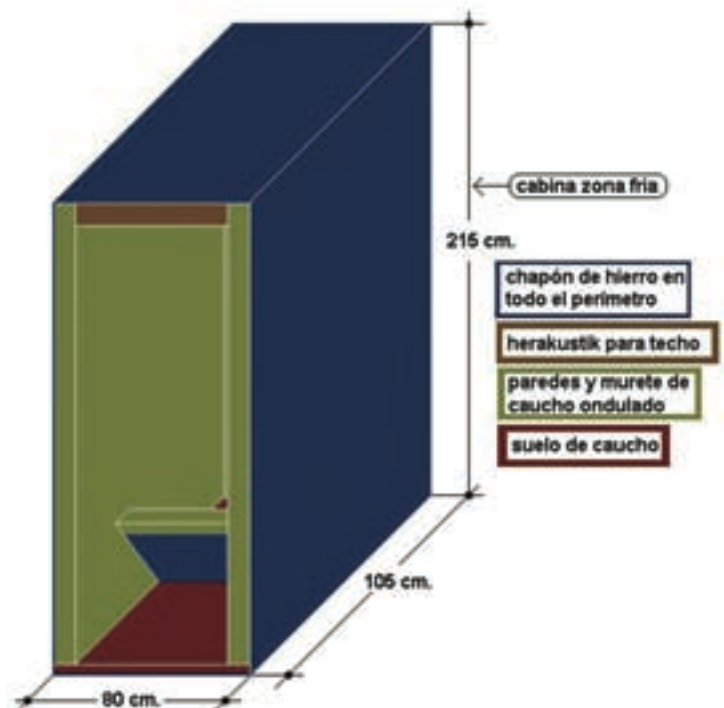
Floor: Special anti rebound rubber, specifically for floor lining of 40mms.

Supports for holding the drawer in place, made of iron, measurements 35x35mm.

The safety box has the ceiling or top made out of double capped Herakustik material.

Inside, for the protection of the floor, there has been a protection wall of 50cm on an incline of 30 degrees to the entrance. It is made of the same material as the walls

Weight: 525kg



## ZONA FRÍA.

### 22.2 MODULE "ZONA FRÍA".

Module "cold zone", shielded, measures 76 cm x 78 cm x 105 cm.

Designed for handling weapons, avoiding the risk of rebounds in the case of random shooting.



#### Characteristics:

Exterior: Chapon sweet iron 4 mm.

Interior walls: covered with wood, supported on battens, with a air chamber. The wood is covered with special anti rebound rubber of 45/55 mm.

Flooring: Special Anti rebound rubber , special flooring, 40 mm.

Weight: 220 kg



## ZONA FRÍA.

### 22.3 BOX “ ZONA FRÍA”.

"Cold Zone" Box is an armored safety box which measures 62 cm x 52 cm x 58 cm. Raised off the ground by approximately 50 cm.

Designed for handling weapons, avoiding the risk of rebounds in case of accidental firing.



#### Characteristics:

**Exterior:** Chapon iron sweet 4 mm.

**Interior walls:** covered with wood, supported on battens, with a air chamber.

The wood is covered with special anti rebound rubber of 45/55 mm.

**Flooring:** Special Anti rebound rubber is specifically for flooring, 40 mm.

**Iron supports for fastening the drawer** 35 x 35 mm.

**Weight:** 110 Kg

# 23 - SHOOTING TARGET SILHOUETTES.

## **SILHOUETTES ADHERED TO A BASE**

- *Polystyrene cut to shape*
- *a fine slat of wood (4mm) adhered to the back for extra stability.*
- *Tablex cut to shape*
- *Cardboard cut to shape for the figure.*

## **SILHOUETTE AND ACCESSORIES**


- *Figure parts before being cut*
- *Cut figure pieces*
- *Transparant patches*
- *Convertible patches, good guy/bad guy*



## SHOOTING TARGET SILHOUETTES.



**SILHOUETTES**




**POPPERS**



**PEPPER POPPERS**





GALERIA DE TIRO

[www.gts-electronica.com](http://www.gts-electronica.com)



## 24 - MOBILE GALLERIES



- **Perimeter shield with special steel, coated with special, anti rebound wood and rubber in the interior on walls, floor and ceiling.**
- **Bulletproof lighting and double rubber**
- **Armour plated separation screen**
- **Police shooting machines, with optional video laser or live fire.**
- **Illumination and ventilation especially for mobile galleries.**
- **Feeding connections to the power network or generator.**
- **Possibility of mounting the assembled unit on either a shipping container or on a semi trailer.**



web  
[www.gtselectronica.com](http://www.gtselectronica.com)  
mail  
[gts@gtselectronica.com](mailto:gts@gtselectronica.com)



## MEMORIA - INFORMACIÓN INSTALACIONES DE TIRO



POLIG. IND. TXIRRITA MALEO  
PABELLÓN 2J - RENTERIA  
C.P 20100 GUIPUZCOA  
TEL: +34 943 357 800  
FAX: +34 943 353 877

CALLE DR SEVERO OCHOA N°41 NAVE D  
POLIG. IND. CASABLANCA II - ALCOBENDAS  
C.P 28100 MADRID  
TEL: +34 914 901 960  
FAX: +34 914 901 961